


Sika®-1 Waterproofing System

Note: Full installation guide and detailing sheets for **Sika®-1 Waterproofing System** are available on request



1. All materials must be stored in clean dry conditions



2. Suitably qualified and experienced contractors should be used.



3. All surfaces must be thoroughly mechanically prepared.



7. Immediately prior to installation of **Sika®-1 Waterproofing System**, saturate the surface with clean water.



8. The first wall coat of **Sika®-1 Spritz Mortar** is "cast" vigorously onto the wall at 6mm thickness.



9. The 2nd and 3rd wall coats of **Sika®-1 Render and Finishing Mortar** are trowel applied to a minimum 6mm per coat.



13. A **Sika®-1 Bonding Coat Mortar** is brush applied as a slurry to the prepared floors.



14. The 2nd and 3rd coats of **Sika®-1 Screed Mortar** are applied to the floor by trowel and lapped onto wall finishes.




15. All service entries must be filled with **Sika®-1 Waterproofing System** and sealed using high performance sealants **Sikaflex®-1 1FC+**, **SikaSwell®** or **SikaDur®-Combiflex® System**.

Application Guide




4. All joints should be protected by **SikaDur®-Combiflex® System** incorporated within the render.



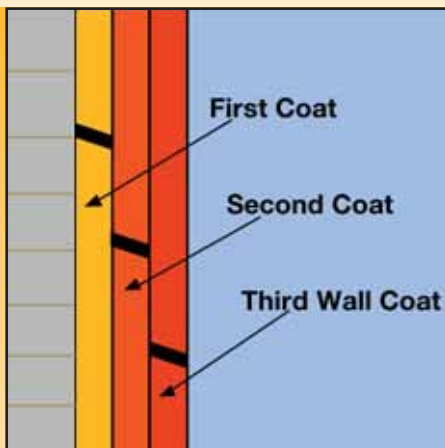
5. **Sika®-1** Waterproofing admixture should be diluted 1:10 with fresh clean water to make up a gauging solution.



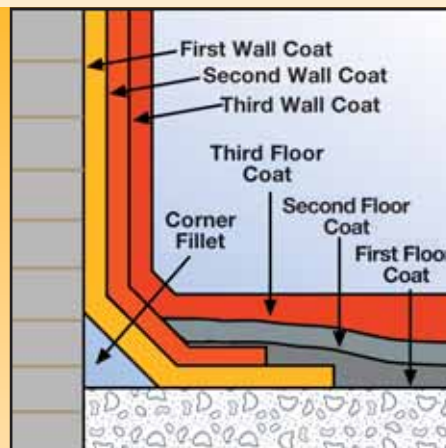
6. **Sika®-1** pre batched **Mortars** must be mixed in forced action mixers using **Sika®-1** gauging solution.



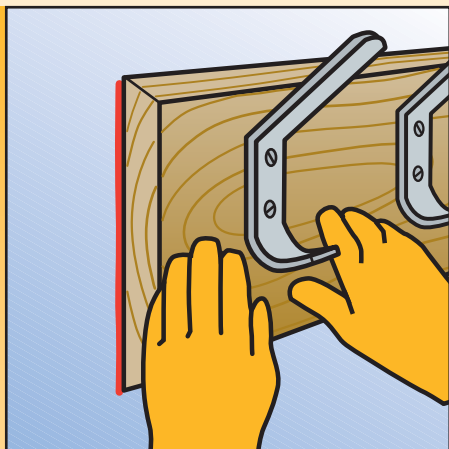
10. Keying between trowelled mortars is achieved by application of splatter coats of **Sika®-1 Spritz Mortar**.



11. Dry joints in wall finishes should be lapped by a minimum of 100mm. Similarly wall finishes should be lapped onto floors.




12. If no **SikaDur®-Combiflex® System** joint is used at floor/wall interface, a **Sika®-1 Render Mortar** corner fillet must be included.



16. Fixings must be secured using **SikaDur®-31**, **Sika Powerfix®** resin adhesives, or **Sikaflex®-11FC+** polyurethane adhesive sealants.
Do Not Drill into system



17. Final plaster finishes suitable for decoration can be produced with **SikaMur® Finish**.



18. For additional demands such as mechanical and chemical resistance, or crack bridging etc; use compatible **SikaGard®** or **Sikafloor®** coatings.